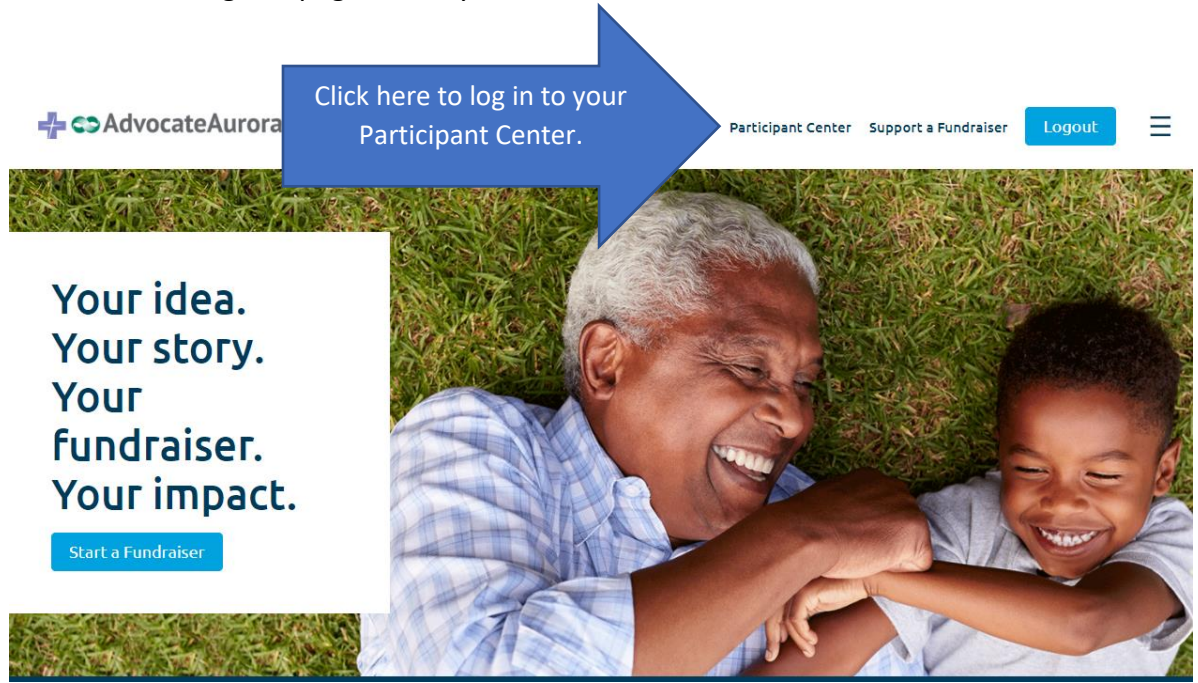


Getting Started with your Participant Center

Login and access your Participant Center to personalize your fundraising page, share your story, thank donors for their support and so much more!

Access your Participant Center

- We recommend bookmarking this page for easy access.



[Home](#) [Email](#) [Profile](#)

What to do next?

- 1 Set up your Personal Page
Customize your Personal Page with a story about why you are raising funds for this cause.
- 2 Add Contacts to Your Address Book
Add contacts to email from your personal Address Book on our site.
- 3 Send an Email
You have sent no emails to your family or friends. Add them to your Address Book and email them about your fundraising effort.
- 4 Thank your Donors
Thank your donors!
- 5 Set a Goal
You have reached 0% of your goal. Can you set a higher goal?

1. Set up your Personal Page

Create a personalized web address for your personal fundraising page.

Personal Page

Personal Page URL: http://donate.advocategiving.org/site/TR/DIY/General?px=1015335&pg=personal&fr_id=1231 [URL Settings](#)

Add your name to your page. Share your story

Title [Edit Content](#)
Welcome to My Personal Page

Body

Please join me in providing high-quality health care to those who need it most.

The health needs of my friends, family and neighbors are important to me. That is why I have decided to raise funds for Advocate Aurora Health. The money will benefit a program that is close to my heart, and I hope you will consider making a donation through my personal fundraising page.

Let me tell you a little more about Advocate Aurora Health and why I chose to support this cause. Advocate Aurora Health is embracing bold, innovative ways to connect patients and communities to their health. While they are nationally recognized, they are still locally present and making a difference across our region and beyond. Charitable gifts help to advance innovative ideas, pioneer new discoveries and ensure all have a path to great health outcomes with essential services delivered for you with you.


Giving is easy and your support would mean so much to me and the people we are helping. Every dollar makes a difference and 100% of your contribution goes to support the program I chose.

I am so grateful for your support.

Thank you.

Add a personal photo here. Images must be gif, jpg or png files.

Photos/Video [Update Media](#)



2. Add Contacts to Your Address Book

Add individual contacts

Add Contact

First

Last

Email *

Cancel

Add

Import contacts

Import Contacts

Importing contacts from other email services into your Participant Center Address Book makes it easy to solicit donations, monitor who responded, and follow up with personal thank you notes.

- Import contacts from Gmail
- Import contacts from Yahoo! Mail
- Import my Address Book contacts from a generic .csv file

Cancel

Next

3. Send an Email

An email template has been provided to ask your friends and family to support your efforts. We recommend personalizing this email to be more impactful by sharing your and why you encourage them to also support the program or fund at Advocate Aurora Health you have selected to fundraise for.


Select the Solicit Gifts template for a starting message or use the Blank Message template to craft your own personal message.

Recipients (separate multiple email addresses with a comma)

Use a template

- Use a template
- Solicitation
- Solicit Gifts**
- Thank You
 - Thank you for Donating to Me
- Other
 - Blank Message

Current layout:

- No image available
2020 DIY Stationery
- No image available
Blank Stationery
-  Advocate Health Care
TeamRaiser Autoresponder Stationery


Preview & Send Save as template

Preview your message before sending. A link to your personal fundraising page will be included.

Preview Close Send

Subject:
Asking for your support

Message:

 [Login](#)

Dear [Contact First Name],

Dear <First Name>,

The health of those around me is very important to me. That is why I have created a personal fundraiser for Advocate Aurora Health that will support <INSERT SITE OR PROGRAM NAME HERE>.

I am asking friends and family to support my efforts. I hope you will consider making a tax-deductible donation on my behalf. No donation is too small!


I want to thank you in advance for your support!

All the best,

INSERT YOUR NAME HERE

A link to your Page will automatically be added to the bottom of your message.

If you have questions or to donate by phone please call 1-877-460-8730 or email us at AAH-DIY-Fundraising@aah.org.



Advocate Charitable Foundation
Gift Processing Center
3075 Highland Parkway, Suite 600
Downers Grove, IL 60515

Registered 501(c)(3) public charity:
Advocate Charitable Foundation 36-3297360

4. Thank your Donors

An email template has been provided to thank your supporters for donating in support of your efforts. We recommend personalizing this email with your heartfelt thanks.



Recipients (separate multiple email addresses with a comma)

Use a template

- Use a template
- Solicitation
- Solicit Gifts
- Thank You
- Thank you for Donating to Me**
- Other
- Blank Message

Current layout:

No image available
2020 DIY Stationery

No image available
Blank Stationery

Advocate Health Care
TeamRaiser
Autoresponder
Stationery

Preview & Send

Save as template

5. Set a Goal

Need to adjust your goal? Make updates here.

Edit Goal

\$ 150

Cancel

Save

6. Questions?

Please contact us at AAH-DIY-Fundraising@aah.org.